

FEATURES

- Range ability in the ratio of 3:1
- High accuracy 16bit A/D converter
- Selectable moving average filter
- Built-in multiple function
- DC 4.00~20.00mA 2-wire loop power
- Zero trim function
- 4 Digit LCD & FND for parameter alteration and PV output on the spot

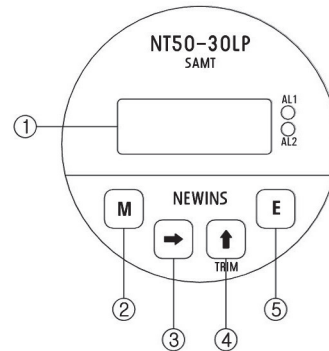


Ex d IIC T6

SPECIFICATIONS

- ▶ Measuring and displaying interval : 200ms
- ▶ CMRR(Common Mode Rejection Ratio) : 140dB or more
- ▶ NMRR(Normal Mode Rejection Ratio) : 60dB or more
- ▶ Moving average filter : Selectable(None 4, 8, 16)
- ▶ Vibration(20..5000Hz) : 20Hz
- ▶ Diaphragm : Stainless Steel SUS316L
- ▶ Oil Filling : Silicon Oil
- ▶ Dead volume change@25°C : <0.1mm³/FS
- ▶ Sensor operating temperature : -30~100°C
- ▶ Accuracy : ±0.25% FS
- ▶ Power : DC 9~35V
- ▶ Overpressure : Max range 150%
- ▶ Output : 2-wire DC 4.00~20.00mA
load limit(Vsp9V)/0/021=R.Ω
- ▶ Body material: SUS 304 (Ex d IIC T6)
- ▶ Degree of protection : IP-65
- ▶ Process connection : PT1/2" STD
- ▶ Operating condition
Operating Temp/Humidity : -20~60°C, 10~90%
Storage Temp/Humidity : -20~70°C, 5~95%
- ▶ Etc : Weight : 1.7kg

PARTS NAME




- ① Measured value display
- ② [MODE] Key :
Storage the set data and change the operation menu
- ③ [ENTER] Key :
Enter into the data setting mode and modify the changed location
- ④ [UP] Key :
Change the data value
- ⑤ [EXIT] Key :
Out of mode

A
B
C
D
E
F
G
H
I
J

MAJOR FUNCTIONS

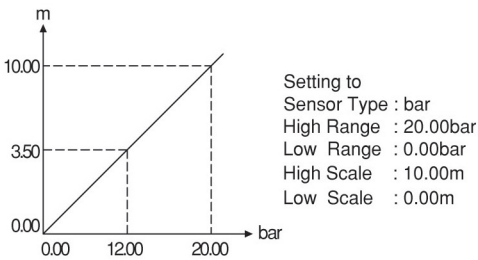
▶ Sensor zero trim

In case you need to do that are instructed the current value to zero  key current pressure is zero, by when they have tapping trim for three seconds.

▶ Display scaling function

This function changes and sets the display value according to scale and input range.

Ex) In case of input range 0.00~20.00bar and Level 0.00~10.00m

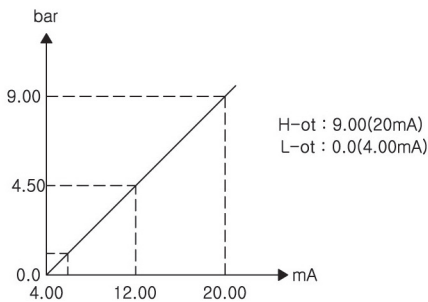


▶ Output scaling function

(Range 0.00~10.00bar, Scale 0.00~7.00m)

This function can change the 4.00~20.00mA value as the output scale.(H-ot)

Ex) In case of display value 0.00~7.00m, Output 4.00~20.00mA



▶ Sensor compensation function

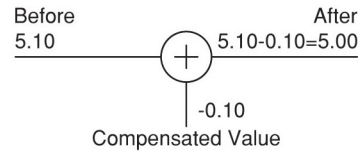
The function is useful for compensating error by long sensor line or changed zero point by aged sensor.

Ex) Before sensor adjust = 5.10bar

After sensor adjust

= measured value + compensated value

= 5.10 - 0.10 = 5.00bar



▶ Filter function

This function is moving average filter.



It displays in recent input No 1~99 sample average.

Setting filter function delays response.

Do not use filter when high speed response is needed.

When output and display value are changed by irregular input, it is possible to get regular input and display value by using filter function.

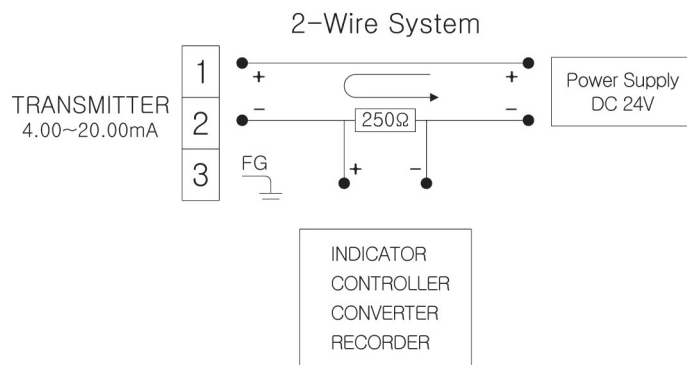
ORDERING CODE

NT 33			E			Description(Basic)
INDICATOR	1					FND Indicator
	2					LCD Indicator
RANGE bar	0					0~0.5bar
	1					0~10.0bar
	2					0~20.0bar
	3					0~50.0bar
	4					0~100.0bar
	5					0~200.0bar
	6					(-)760mmHg~5.0bar
7					(-)760mmHg~10.0bar	
Explosion proof			E			EX d II C T6
Pressure Type			G			Gauge Pressure
			A			Absolute Pressure
Process Connection				0		PT(1/2")
				1		PT(1/4")
				2		PF(3/8")
				3		OTHERS
OPTION TYPE				0		None
				1		Loop Type

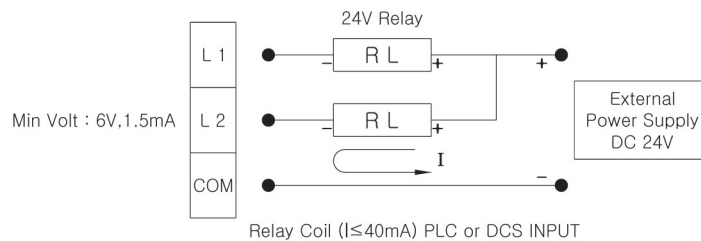
A
B
C
D
E
F
G
H
I
J

TERMINAL DIAGRAM

1. 2-Wire



2. Loop-Powered Switch



DIMENSION & PANEL CUT

